

3 Different ways to use your TravelRest™

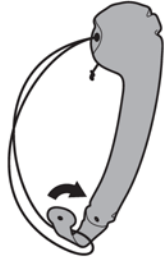
1 WEAR IT

or

2 TETHER IT

or

3 ATTACH TO HEADREST IN CARS



Loop Unknotted End of Cord Around Bottom Flap. Snap the flap Closed.



Slip Cord Over Head and Shoulder Like a Guitar.



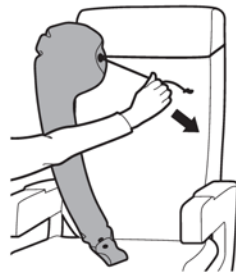
Pull Knotted End of Cord Until Pillow is Snug Against Body.



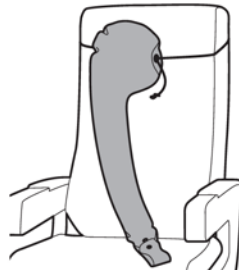
Rest one or both arms between your body and the pillow to stabilize and give your arms a nice resting place.



Loop Unknotted End of Cord Around Seatback.



Pull Knotted End of Cord Tight.



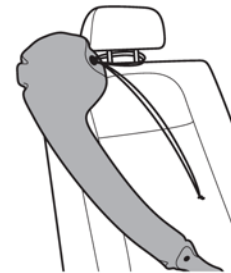
Position Top of Pillow in Center of Seat.



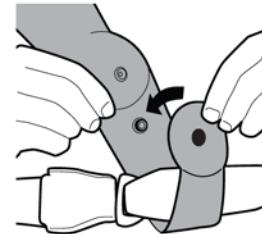
Snuggle Across Body or Down Side.



Loop Unknotted End Over Headrest.



Tighten Cord Close to Headrest. Pull Knotted End to Tighten Cord.



****Optional**** Snap Bottom Flap Around Seat Belt.



Snuggle Across Body or Down Side.

Made of soft flocked PVC vinyl :: Hand wash with mild soap - line dry

Made in China

Instructional video at:

www.travelrest.net

TravelRest™
the ultimate travel pillow

by HiGear Design, Inc. Mill Valley, CA

Do Not Use as a Flotation Device. Do Not Wrap Cord Around Neck - Possible Choking Hazard.